



Kensington HPP Kingston Series

The Kingston Series vinyl windows are the affordable solution for anyone wanting to increase indoor comfort while contributing to home energy efficiency. Our Kensington Kingston Series products are custom built to provide strength, thermal performance, beauty, and maintenance free qualities at a competitive price.

Benefits

- R-4.2 full-frame double hung windows
- Improved comfort with less draft in winter and reduced solar heat in the summer
- Improved home energy efficiency
- Contemporary frame for added curb appeal
- Reduced condensation
- UV protection to reduce fading
- Reduced air and water infiltration
- Foam-filled frame

Product Features

- Double strength glass
- Solid vinyl lineals with color throughout
- Multi-chambered profiles and sash with foam insulated main frame and sash
- Fusion-welded frames and sashes for air and water-tight, unitized construction

Technical Performance Specifications

- Double seal weather-stripping at meeting rail
- High-impact, recessed sash retainers
- Deluxe weather-stripping on sashes and frames
- Heavy-duty, extruded aluminum screen frame with BetterVue™ mesh deters holes and tears
- Duel HPP interlock system

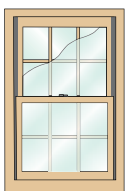
Styles	Kensington Glass KG4 S				KensingtonGlass KG4 N				KensingtonGlass KG5			
	U-Factor	R-Value	SHGC	VT	U-Factor	R-Value	SHGC	VT	U-Factor	R-Value	SHGC	VT
Picture Window	0.26	3.8	0.23	0.53	0.26	3.8	0.4	0.6	0.22	4.5	0.31	0.54
Casement/Awning	0.25	4.0	0.17	0.4	0.26	3.8	0.31	0.45	0.22	4.5	0.24	0.41
Double Hung	0.27	3.7	0.21	0.48	0.27	3.7	0.36	0.54	0.23	4.3	0.29	0.49
Slider	0.27	3.7	0.21	0.48	0.28	3.6	0.36	0.54	0.24	4.3	0.28	0.49
Sliding Patio Door	0.3	3.3	0.2	0.45	0.31	3.2	0.33	0.5	0.26	3.8	0.26	0.45
Swing Patio Door	0.31	3.2	0.19	0.43	0.31	3.2	0.32	0.48	0.27	3.7	0.25	0.43

*This option may result in observed condensation on the glass in certain high humidity environments. Consult your dealer for details.

Frame Material / Style

Frame Material	3 1/4" vinyl									
Window Type	Fixed picture	Double hung	Casement	Awning	2-Section Sliding	Patio / Swing Doors	Bow/Bay/Garden	Half Circle/Arch	Geometric	
Minimum Size	15.25" x 12.25"	15.375" x 24"	15.25" x 20.5"	20.5" x 15.25"	23.5" x 14.5"	see	dealer	for	details	
Maximum Size	88" x 88" (144" max U/I)	52" x 84" (126" max U/I)	36" x 72" (96" max U/I)	48" x 36" (84" max U/I)	84" x 66" (145 Max U/I)	see	dealer	for	details	


Grille Options



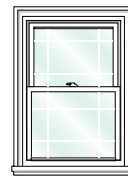
Between The Glass

Grill pieces between the panes of glass create the desired look while preserving the smooth, easy-to-clean glass surface inside and outside.

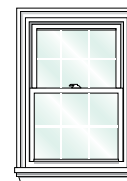
Pencil and Single Line Prairie grids also available.



Perimeter



Queen Anne



Colonial



Diamond

Frame / Hardware Color Options

Combinations



Interior Color	White	Tan
Hardware Color	White	Tan
Exterior Color	White	Tan

