



Kensington HPP Windows Series

The Huntington Series are finely-crafted, vinyl replacement windows that can improve the beauty and energy efficiency of your home. Each individually-constructed window has special features that provide the ultimate in strength, durability, comfort, and troublefree operation. Kensington HPP Windows are constructed with fusion-welded frames and sashes, internal chambers filled with insulating foam dual-weather, sealed-reinforced vinyl interlock to prevent air and water infiltration and more, making them the perfect choice to maximize the indoor comfort of your home.

Features

- Fusion-welded frame and sashes for superior strength
- Foam-filled, multi-chambered frame and sash for added insulation
- Maintenance free vinyl surfaces
- Contemporary frame for added curb appeal
- Six-degree welded sloped sill for optimal water runoff
- Heavy duty bug screen frame with fiberglass mesh
- Dual weather sealed, reinforced interlock prevents air and water infiltration
- Heavy-duty, extruded aluminum screen frame with BetterVue™ mesh deters holes and tears
- Custom exterior colors are available, just provide Kensington HPP with a sample of desired color.

Benefits







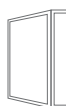


- Powered by KensingtonGlass with Southwall Heat Mirror® technology to boost thermal performance
- R-5.3 full-frame double hung windows*
- Duel HPP Interlock System
- Increased comfort with less draft in winter and reduced solar heat in the summer
- UV protection to reduce fading
- Helps improve home energy efficiency
- Reduced condensation
- Can contribute to LEED® credits

**Based on KensingtonGlass option selected.*

Technical Performance Specifications

Styles	Kensington Glass KG4 S				KensingtonGlass KG7 N				KensingtonGlass KG9 N			
	U-Factor	R-Value	SHGC	VT	U-Factor	R-Value	SHGC	VT	U-Factor	R-Value	SHGC	VT
Picture Window	0.26	3.8	0.23	0.53	0.17	5.9	0.29	0.53	0.15	6.7	0.29	0.53
Casement/Awning	0.25	4.0	0.17	0.4	0.19	5.3	0.22	0.48	0.17	5.9	0.22	0.48
Double Hung	0.26	3.8	0.21	0.48	0.2	5.0	0.26	0.48	0.18	5.6	0.26	0.48
Slider	0.27	3.7	0.21	0.48	0.2	5.0	0.26	0.48	0.19	5.3	0.26	0.48
Sliding Patio Door	0.3	3.3	0.2	0.45	0.23	4.3	0.24	0.44	0.21	4.8	0.24	0.44
Swing Patio Door	0.31	3.2	0.19	0.43	0.24	4.2	0.24	0.42	0.22	4.5	0.23	0.42

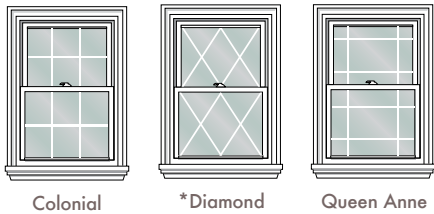
Frame Material / Style

Frame Material									
Window Type	Fixed picture	Double hung	Casement	Awning	2-Section Sliding	Patio / Swing Doors	Bow/Bay/Garden	Half Circle/Arch	Geometric
Minimum Size	14.75" x 11.75"	17" x 26"	15.25" x 20.50"	20.5" x 15.25"	22" x 14.25"	see	dealer	for	details
Maximum Size	84" x 84" (144 max U/I)	54" x 85" (140 max U/I)	36" x 72" (96 max U/I)	48" x 36" (80 max U/I)	84" x 66" (145 Max U/I)	see	dealer	for	details





Grille Options

Between The Glass

Grille pieces between the panes of glass create the desired look while preserving the smooth, easy-to-clean glass surface inside and outside. Pencil, Perimeter and Single Line Prairie grid styles also available.



Grille Colors and Styles

				
White	Flat, Contoured	Flat, Contoured	Pencil	Flat, Contoured
Tan	Flat, Contoured	Flat, Contoured	Pencil	Flat, Contoured
Brass*	Flat	Flat	n/a	n/a
Light Oak, Cherry or Pecan Laminate				

Glass Options

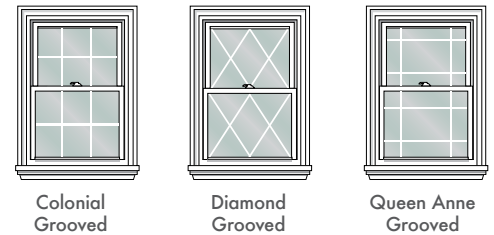
*Bevel-lead Glass

Designer bevel-lead glass is available in 4 artistic patterns with silver, gold, or black coming. Patterns are available in almost any size window you require because each pattern is custom fabricated specifically for your window.



V-Groove Glass

Styled grooves that are cut into the panes of glass that create an artistic beveled glass look.

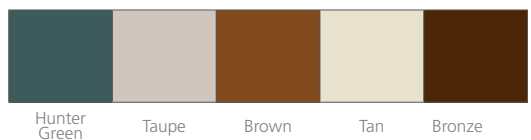


Frame / Hardware Color Options






Combinations					
Interior Color	White	Tan	Light Oak	Cherry	Pecan
Hardware Color	White	Tan	Tan	Champagne	Champagne
Exterior Color	White	Tan	White/Tan	White/Tan	White/Tan

Optional Exterior Finishes

(Custom colors available as well)



Patio Door Hardware

				
Polished Brass (Standard with woodgrain and/or exterior painted)	Antique Brass (Optional)	Satin Nickel (Optional)	White (Color match to door)	Tan (Color match to door)



*Option only available with KensingtonGlass 4 package.